



Mahara-Moodle Integration



Iñaki Arenaza
(@iarenaza)

**This presentation available at
<http://www.slideshare.net/iarenaza>**

About the notation

- We are going to show how make the integration with both Moodle 1.9 and Moodle 2.0
- Slides showing how to do it with Moodle 1.9 are marked with **1.9**
- Slides showing how to do it with Moodle 2.0 are marked with **2.0**

What can we do with Mahoodle?

- We can do Single Sign On (SSO) between Moodle and Mahara.
- With a third-party contributed development*, a new Moodle assignment type allows us to use existent Mahara views as submissions.

* You can find the code and installation and configuration instructions at http://wiki.mahara.org/System_Administrator's_Guide/Moodle//Mahara_Integration/View_Submission

What can we do with Mahoodle?

- We can do Single Sign On (SSO) between Moodle and Mahara.
- We can export* various kinds of elements from Moodle to Mahara (portfolio API).
- In future 2.x versions, we will be able to import elements from Mahara to Moodle (repository API).

* Subject to permissions granted on each kind of object.

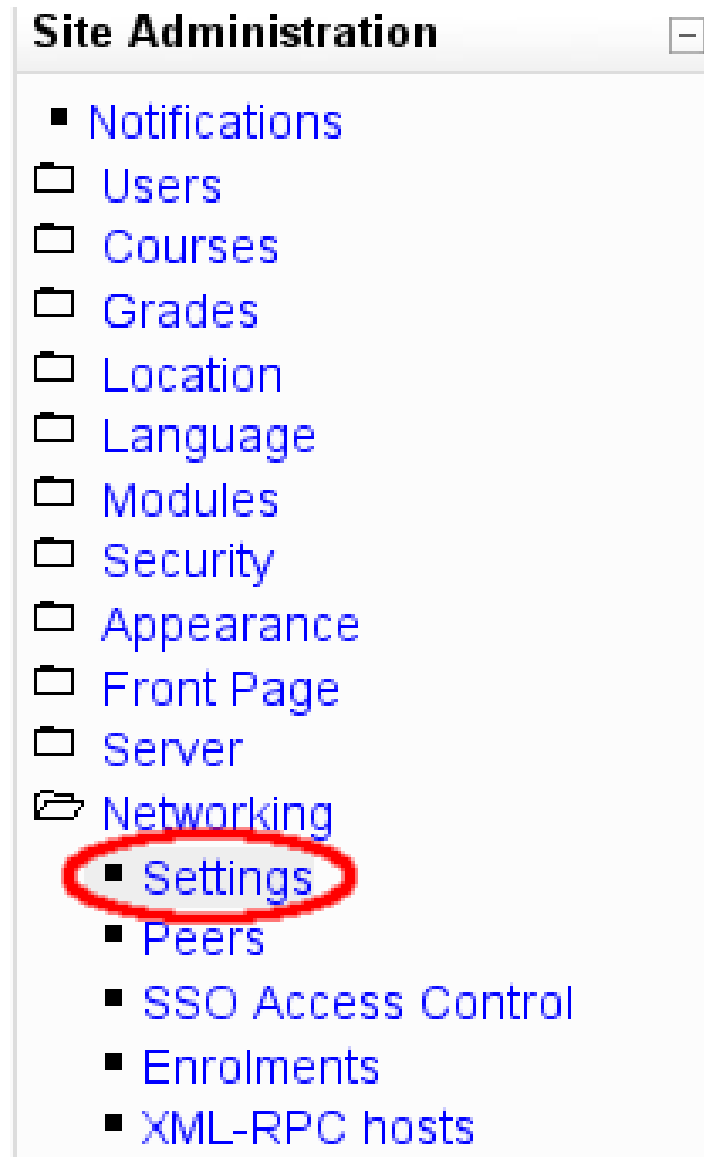
Let's do the integration twist :-)

Some assumptions:

- Moodle 1.9 (at <http://192.168.56.100/moodle-19> in the examples shown here) or Moodle 2.0 (at <http://192.168.56.100/moodle-20>).
- Mahara 1.3 (at <http://192.168.56.101/mahara-13>)
- Both installed with basic configurations.
- Each on a separate server.
- Installed on a Linux/Unix server.
- With OpenSSL installed and configured.
- Both servers can send email.

The steps...

Enable Moodle Network...



...a new public key is created.

Remember to turn Networking on

About your server

Public key:

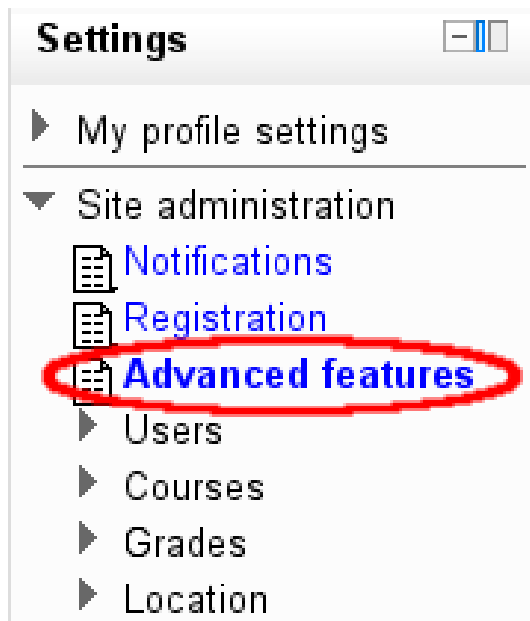
```
-----BEGIN CERTIFICATE-----
MIIFDCCA/SgAwIBAgIBADANBgkqhkiG9w0BAQQFADCBv jELMAkGA1UEBhMCRVMx
GTAXBgNVBAGTEFZpdG9yaWEtR2FzdGVpYXoxGTAXBgNVBAGTEFZpdG9yaWEtR2Fz
dGVpYXoxEjAQBgNVBAoTCW1vb2RsZS0xOTEPMA0GA1UECzMGTW9vZGx lMSMwIQYD
VQQDEXpodHRwOi8vbG9jYWxob3N0L21vb2RsZS0xOTEvMCOGCSqGSIb3DQEJARYg
cm9vdEBiYXJhZC1kdXIuZXNjb21wb3NsaW5leC5vcmcwHhcNMTAxMjMzNDYy
WhcNMTcwMTAyMjMzNDYyWjCBv jELMAkGA1UEBhMCRVMxGTAXBgNVBAGTEFZpdG9y
aWEtR2FzdGVpYXoxGTAXBgNVBAGTEFZpdG9yaWEtR2FzdGVpYXoxEjAQBgNVBAoT
CW1vb2RsZS0xOTEPMA0GA1UECzMGTW9vZGx lMSMwIQYDVQQDEXpodHRwOi8vbG9j
YWxob3N0L21vb2RsZS0xOTEvMCOGCSqGSIb3DQEJARYgcm9vdEBiYXJhZC1kdXIu
ZXNjb21wb3NsaW5leC5vcmcwggEiMA0GCSqGSIb3DQEBAQUAA4IBDwAwggEKAoIB
AQDSU0f8UQsMdkgsz2QX9xgj/eTsdlt2kmNUzBjStMJNWSAvJARe30FAyIdx49Rm
iLbz1k+ESStm0XuCgp7Gly+d+XW0+bB0wVPwaqL6lpCAdUqJlUaQt6SWC9+lMr+S
8t8JI/epwGYxqkfgbIcfWduq72/QqDoSwr4z98Zq10zITM7mHVMiLeo4alBCnieQ
dwnkBtb30KTSjXkHPFrt9Hw0oie6LFLnQhYXE6Vikq4C6e0ek6CwXYLvlMKpuFAW
MYB4z5KXS5leFGWhMjUjh65WczBuqmhWfsNm0ZmA60QGXJG2v0jDAWzDidFsFF6ka
TIFpKDnx/ne6D3kuZTTH85+TAgMBAAGjggERMIIBDTAdBgNVHQ4EFgQUfjVbsTEN
n20ZAYgVkkF8HLr0q/MwgesGA1UdIwSB4zCB4IAUfjVbsTENn20ZAYgVkkF8HLr0
q/OhgcSkgcEwgb4xCzAJBgNVBAYTAkVTMRkwFwYDVQIExBWAxRvcmlhLUDhc3Rl
aWF6MRkwFwYDVQQHEXBWAxRvcmlhLUDhc3RlaWF6MRIwEAYDVQQKEWltb29kbGUT
MTkxZDZANBgNVBASTBklvb2RsZTEjMCEGA1UEAxMAaHR0cDovL2xvY2FsaG9zdC9t
b29kbGUTMTkxLzAtBgkqhkiG9w0BCQEWIHJvb3RAYmFyYWQtZHVyLmVzY29tcG9z
bGludXgub3JnggEAMA0GCSqGSIb3DQEBAUAA4IBAQD0QAFFfRAIszdxZeZ5EVXb
Y9xqEimEb2TBGMN7DrJJnc6/ecvk/j3nw2Mm7WxaZHDsey/jHmZJoPhcH4w7Mn+w
GW0dFOc3cwnRQ7/cNdcVksI8XhNvjBMHmqLwek68KqGXtA+XsFYGMN9Vj9BUGdQ
HV8JSYZ10UeuBxYiYx5W5Gk2CNSRKzdH40iv8CJaLYu+t7FNq7cAGUDYeGctPu9o
wRZBe48yASbn1wWOIXq6MB/40KzfeAsX/i83zAccmiblBeYzDsfx4WIo6DZX+pa
utCeG6aL+Vixfncduho+rHK0x1t7mMR1DndQKyTJWGRcSShknkuR4+h611YdJYbDg
-----END CERTIFICATE-----
```

Valid until: Monday, 3 January 2011, 12:34 AM

Networking: ☐ Off ☒ On

Enable Moodle Network...

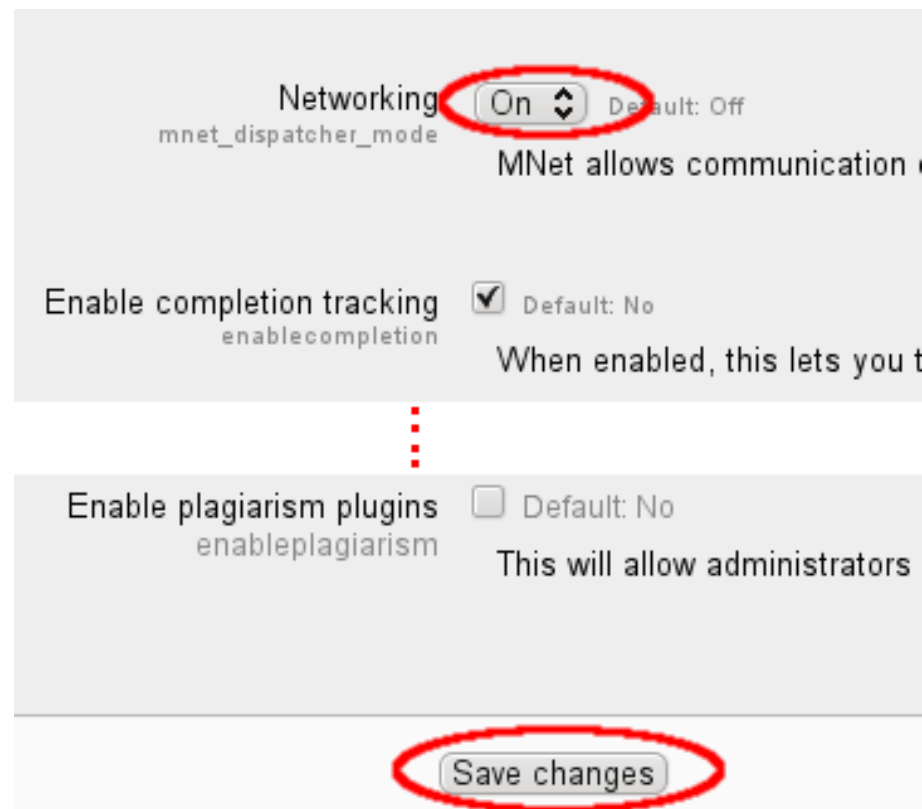
1



Settings

- ▶ My profile settings
- ▼ Site administration
 - Notifications
 - Registration
 - Advanced features**
 - ▶ Users
 - ▶ Courses
 - ▶ Grades
 - ▶ Location

2



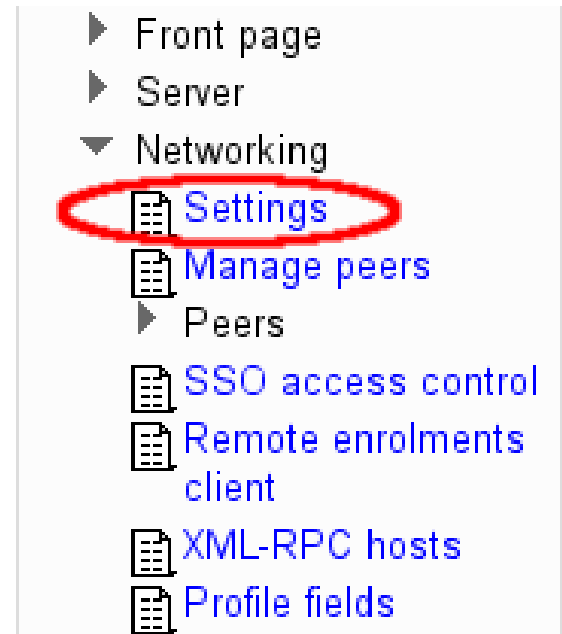
Networking **On** Default: Off
mnet_dispatcher_mode
MNet allows communication

Enable completion tracking ☒ Default: No
enablecompletion
When enabled, this lets you t

Enable plagiarism plugins ☐ Default: No
enableplagiarism
This will allow administrators

Save changes

3



- ▶ Front page
- ▶ Server
- ▼ Networking
 - Settings**
 - Manage peers
 - ▶ Peers
 - SSO access control
 - Remote enrolments client
 - XML-RPC hosts
 - Profile fields

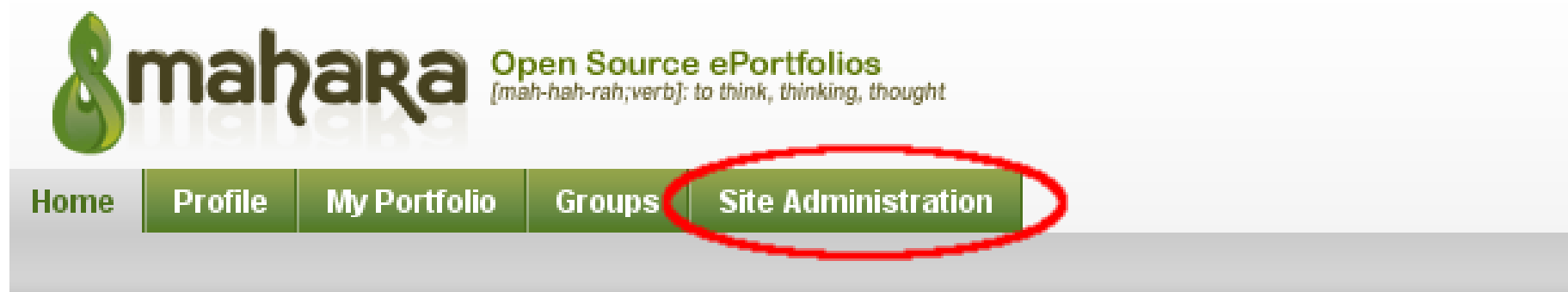
...and a new public key is created.

About your server

```
Public key: -----BEGIN CERTIFICATE-----
MIIEkzCCA/ygAwIBAgIBADANBgkqhkiG9w0BAQQFADCB5zELMAkGA1UEBhMCRVMx
GDAWBgNVBAgTD1ZpdG9yaWETR2FzdGVpejEYMBYGA1UEBxMPVml0b3JpYS1HYXN0
ZWl6MRQwEgYDVQKEwtb29kbGUtaGVhZDEPMA0GA1UECxMGTW9vZGx1MSUwIwYD
VQQDExxodHRwOi8vbG9jYWxob3N0L21vb2RsZS1oZWfkMSUwIwYDVRORExxodHRw
Oi8vbG9jYWxob3N0L21vb2RsZS1oZWfkMS8wLQYJKoZIhvcNAQkBFiByb290QGJh
cmFkLWR1ci5lc2NvbXBvc2xpbmV4Lm9yZzAeFw0wOTExMDMxNDlaFw0wOTEx
MTgyMDMxNDlaMIHnMQswCQYDVQQGEwJFUzEYMBYGA1UECBMPVml0b3JpYS1HYXN0
ZWl6MRgwFgYDVQQHEw9waXRvcmlhLUDhc3RlaXoxFDASBgNVBAoTC21vb2RsZS1o
ZWfkMQ8wDQYDVQQLEwZNb29kbGUxJTJhBgNVBAMTHGh0dHA6Ly9sb2NhbGhvc3Qv
bw9vZGx1LWwhlYWQxJTJhBgNVHRETHGh0dHA6Ly9sb2NhbGhvc3Qvbw9vZGx1LWwh
YWQxLzAtBgkqhkiG9w0BCQEWIHJvb3RAYmFyYWQxJTJhBgNVHRETHGh0dHA6Ly9sb2NhbGhvc3Qv
b3JnngEAMAwGA1UdEwQFMAMBAf8wDQYJKoZIhvcNAQEEBQADgYEAC8xv3Qlte4Kl
01WxxFGs/cXYMy8wsOC0cm7Ze1K0f4oUD7QLxYjIqHORASa/nSExb0E6BiHg1x7a
vsqsgXrxvQBRL30XgEHwNyHwi fzyeVf3fxiS7EMDwQTbr3HVtoB6+A7h7Fo18H91
4fkxUBfxSGoJ7n1CfRsiIbbztd+wtLw=
-----END CERTIFICATE-----
```

Valid until: Wednesday, 18 November 2009, 09:31 PM

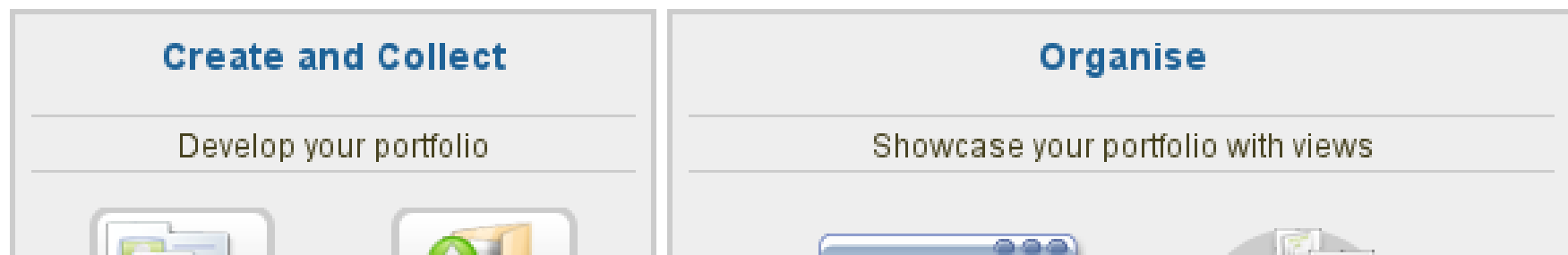
Enable (Moodle) Networking in Mahara



Welcome to Mahara

Mahara is a fully featured electronic portfolio, weblog, resume builder and social networking system, connecting people and sharing their experiences. Mahara provides you with the tools to set up a personal learning and development environment.

For more information you can read [About Mahara](#) or alternatively please feel free to [Contact Us](#).



Enable (Moodle) Networking in Mahara (cont.)

Administration

Register your Mahara Site

You can choose to register your Mahara Site with mahara.org, and help us to build up a picture of the Mahara installation base around the world. Registering will remove this notice.

You can register your site, and preview the information that will be sent on the [Site Registration page](#).

Mahara: Site Information

 [View Full Site Statistics](#)

Site Installed: 9 Nov 2005

Database Size: 10.5 MB

Mahara version: 1.1.1

Cron: Cron is not running

See the [installation instructions](#) to set it up.

Configure Site

- **Site options** - Configure basic site options such as the name, language and theme
- **Edit site pages** - Edit the content of various pages around the site
- **Menus** - Manage the links and files within the Links and Resources and Footer Menus
- **Networking** - Configure networking for Mahara
- **Site Views** - Create and administer Views and View Templates for the entire site
- **Site Files** - Upload and administer files that can be put in the Links and Resources Menu and in Site Views

...a new public key is created.

Remember to turn Networking on

Networking

Mahara's networking features allow it to communicate with Mahara or Moodle sites running on the same or another machine who log in at either Moodle or Mahara.

WWW Root `http://192.168.56.101/mahara-13/`

This is the URL at which your users access this Mahara installation, and the URL the SSL keys

Public key

```
-----BEGIN CERTIFICATE-----
MIIDzTCCAzagAwIBAgIBADANBgkqhkiG9w0BAQQFADCBpjELMAkGA1UEBhMCTlox
EzARBgNVBAgTCldlbGxpbmd0b24xDzANBgNVBACTBIRlIEFyb3RlZEPMA0GA1UEChMG
TWFOYXJhMQ8wDQYDVQQLZWZNYWhhcmExKDAmBgNVBAMTH2h0dHA6Ly8xOTIuMTY4
LjU2LjEwMS9tYWwhcmEtMTMxJTAjBqkqhkiG9w0BCQEFM5vcmVwbHlAMTkyLjE2
OC41Ni4xMDEwHhcNMjA5MTA5MTIyMDMzWhcNMjA5MTIyMDMzWjCBpjELMAkGA1UE
BhMCTloxEzARBgNVBAgTCldlbGxpbmd0b24xDzANBgNVBACTBIRlIEFyb3RlZEP
MA0GA1UEChMGTWFOYXJhMQ8wDQYDVQQLZWZNYWhhcmExKDAmBgNVBAMTH2h0dHA6
Ly8xOTIuMTY4LjU2LjEwMS9tYWwhcmEtMTMxJTAjBqkqhkiG9w0BCQEFM5vcmVw
bHlAMTkyLjE2OC41Ni4xMDEwZ8wDQYJKoZIhvcNAQEBBQADgY0AMIGJAoGBANCD
6q15Pao8jjC16qsEnz2VmzNoV7vtSwZhHdGetMRXmPnnPuQLZourISC/h0um/rNq
voi/pLavuFduPM78hroZGneA22Zg8kDsr7G/ixWCiZNMce0T82gi3c3HCEnXyN8G
Pg8shL5t6wiZuX5z3mmJfIRAjmdzeZHenpk6bdEjAgMBAAEgGgEHMIIBAzAdBgNV
HQ4EFgQUBPmAcABc0vWdLxiqguvsnAYpNX8wgdMGA1UdIwSBzyCBYIAUBPmAcABc
0vWdLxiqguvsnAYpNX+hgaykqakwgaYxCzAJBgNVBAYTAk5aMRMwEQYDVQQLZwpx
ZWxsaW5ndG9uMQ8wDQYDVQHEwZU5SBBcm8xDzANBgNVBAoTBk1haGFyYTEPMA0G
A1UECxMGTWFOYXJhMQ8wDQYDVQDEx9odHRwOi8vMTkyLjE2OC41Ni4xMDEvbWFO
YXJhLTEzMSUwIwYJKoZIhvcNAQkBFhZub3JlcGx5QDE5MT4xNjguNTYuMTAxggEA
MAwGA1UdEwQFMAMBAf8wDQYJKoZIhvcNAQEEBQADgYEAhp/pvFNLXKJEL9vML2NW
Rv9vfUKjM4G1f8045m7y/gwyWJe1kVGoDfqKr7xiPP4773F8nZI50G5lAJwxeQR
z+Y6kDu+Km1G31M6z094MsmhYQN4+QXuMQyNJ4LL6zirYlfOryalf0UYPlu7ImY0
b50sNmp+Vzk/dCORNWyoPk=
-----END CERTIFICATE-----
```

This public key is automatically generated, and rotated every 365 days

SHA1 Fingerprint `4B:63:17:9E:50:F1:A4:64:F2:30:75:F3:78:77:EB:EC:39:05:BF:DA`

MD5 Fingerprint `47:3C:25:AB:E3:84:D8:0A:01:73:81:01:46:5C:16:CA`

Public key expires `09 November 2011, 11:20 PM`

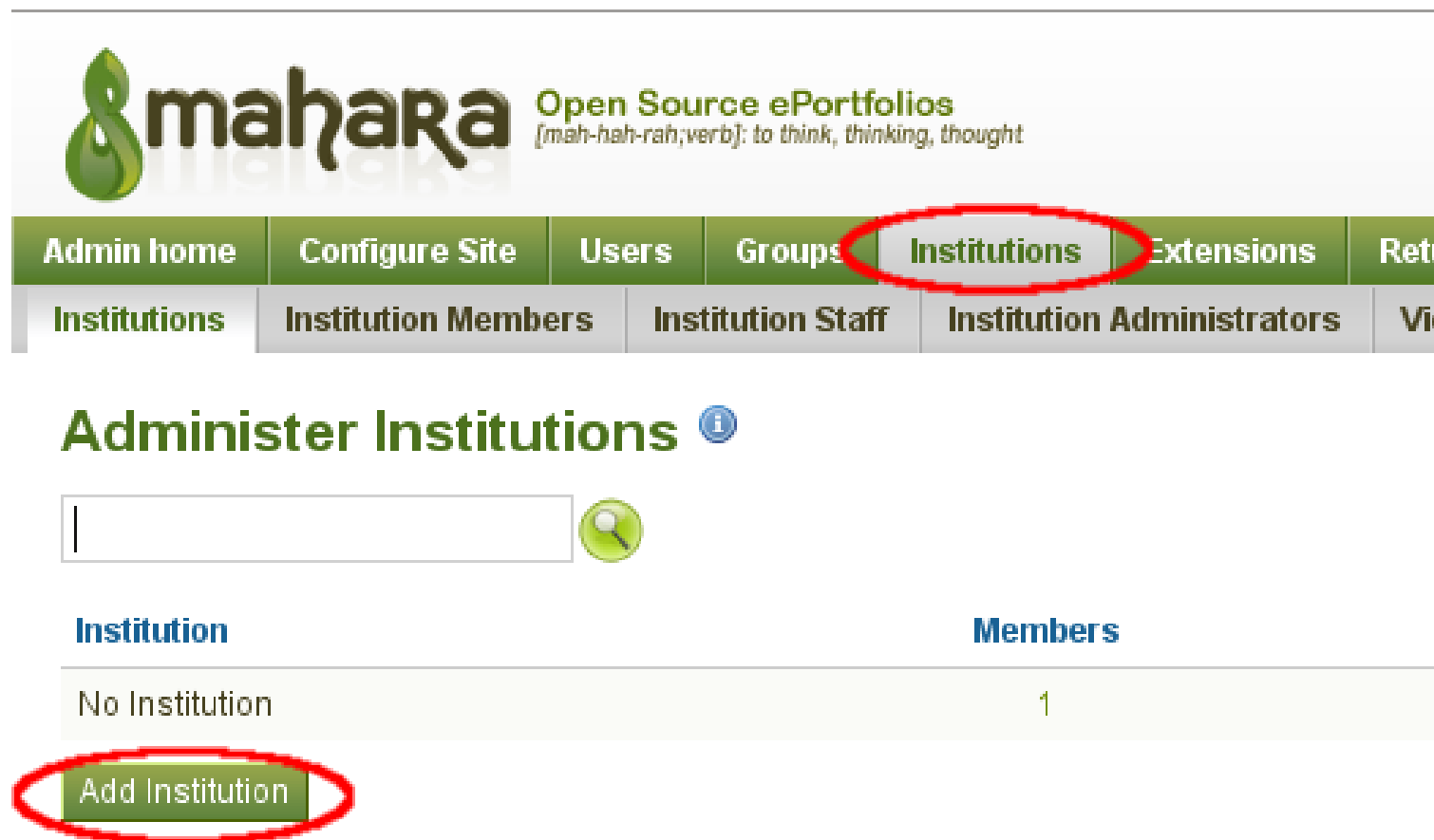
Enable networking

☒ Yes

Allow your Mahara server to communicate with servers running Moodle and other applications

Add a new institution (optional)

Adding a separate institution for SSO (Single Sign On) users is recommended, to ease configuration management.




mahara Open Source ePortfolios
[mah-hah-rah;verb]: to think, thinking, thought

Admin home | Configure Site | Users | Groups | **Institutions** | Extensions | Return

Institutions | Institution Members | Institution Staff | Institution Administrators | View

Administer Institutions




| Institution | Members |
|----------------|---------|
| No Institution | 1 |


Add Institution


Give it a name and display name. Disable registration (optional)

Administer Institutions


Add Institution

Institution name * 


Institution display name * 

Institution expiry date or ☒ Not specified 


The date at which this institutions membership of Mahara will be suspended.

Registration allowed? ☐ 

Whether users can register for your site for this institution using the registration form. If r institution, and members cannot leave the institution or delete their user accounts volun

Default membership period 

How long new members remain associated with the institution

Theme 

The default theme for the site

Maximum User Accounts Allowed

The maximum number of user accounts that can be associated with the institution. If the

► Locked fields



Add new authentication plugin (XMLRPC) to institution

Administer Institutions

Institution display name *

Mahoodle 


Institution expiry date

2010  November  9  or ☒ Not specified 

The date at which this institutions membership of Mahara will be suspended.

Authentication plugin

Internal 

XMLRPC - Authenticate by SSO from an external application 



Add 

Registration allowed?

☐

Whether users can register for your site for this institution using the registration form. If registration is allowed, members cannot leave the institution or delete their user accounts voluntarily.

Default membership period

 No end date 



How long new members remain associated with the institution

Give Moodle site details and choose desired configuration.

Administer Authorities

Authority name *

WWW root *

Site name *

Application

Port number *

Parent authority

Enter Moodle's
wwwroot value
exactly as it appears
in config.php

B I U **A** **ab** | **ABC** | **≡** **≡** **≡** **≡** | **—** **😊** **🌳** **📢** | **🔗** **🌐** | **HTML**

≡ **≡** | **✎** | **📅** **📅** | **🔗** **🔗** **🔗** | **🔗** **🔗** **🔗** | **📅** **📅** | **✂** **📄** **📄** **📄**

Font family | Font size | Paragraph

Enter a message to display when a user tries to log in via Mahara's login form

SSO direction

Update user info on login ☒


We auto-create users ☒


We import content ☒

Remove Internal authentication (optional)

If we want users to log in Mahara through Moodle only, remove the internal authentication plugin by clicking on [X].


Administer Institutions


Institution display name * 

Institution expiry date or ☒ Not specified 


The date at which this institutions membership of Mahara will be suspended.

Authentication plugin Internal [↓] [X]
moodle-19 [↑] [X]



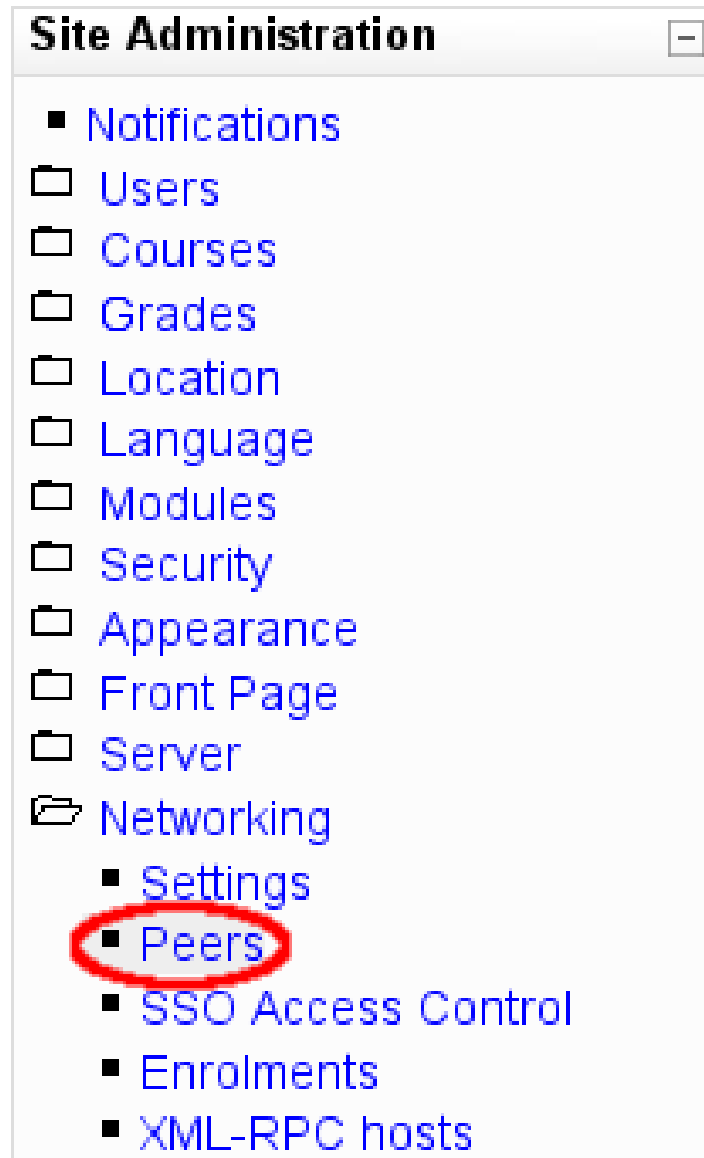
Registration allowed? ☐ 

Whether users can register for your site for this institution using the registration form. If re institution, and members cannot leave the institution or delete their user accounts volunta

Default membership period 

How long new members remain associated with the institution

Add Mahara as a Peer in Moodle



Enter Mahara site wwwroot value and select Mahara host type

VERY IMPORTANT: Enter the wwwroot value **exactly** as it appears in Mahara's config.php file.

Register all hosts (Hub mode)

You can choose to register all hosts that try to connect to you automatically. This means that a record will appear in your hosts list for any Moodle site that connects to you and requests your public key. You have the option below to configure services for 'All Hosts' and by enabling some services there, you are able to provide services to any Moodle server indiscriminately.

☐ Register all hosts (Hub mode)

Save changes

| Site | System | Last connect time |
|---------------------------|--------|-------------------|
| All Hosts | | |

Add a new host

| | |
|-------------------------------------|----------|
| wwwroot: /192.168.56.101/mahara-13/ | Mahara ↕ |
| Add host | |

Confirm that the public key and other data are correct

Site:

Home - Mahara

Hostname:

http://192.168.56.101/mahara-13

Public key:

Public key ?

-----BEGIN CERTIFICATE-----
MIIDpDCCAw2gAwIBAgIBADANBgkqhkiG9w0BAQoFADCBmTELMAkGA1UEBhMCTlox
EzARBgnVBAGTClcllbGxpbnRvbmVudDZANBgNVBAcTBmlrIEFyYzEPMA0GA1UEChMG
TWFOeXJhMQ8wDQYDVQQLEwZNYWhhcmExIDAeBgNVBAMTF2h0dHAGLy9sb2NhbGhv
c3QvbWFOeXJhMSAwHgYJKoZIhvcNAQkBFhFub3JlcGx5OGEwY2FsaG9zdDAeFw0x
MDEyMTYyMjIwMTFaFw0xMTEyMTYyMjIwMTFaMFQGUxJvMQ8wDQYDVQQKEwZNYWhh
cmExDzANBgNVBASTBklhaGFyYTEgMB4GA1UEAxMXaHR0cDovL2xvY2FsaG9zdC9t
YWhhcmExIDAeBgkqhkiG9w0BCQEWEW5vcnVwbHlAbG9jYWxob3N0MIGFMA0GCSCqG
SIB3DQEBAAUAA4GNADCBiQKBggQDoj5/7nUD6HYSe31K9544XwY21DCtNMbgY9Wdk
LCm7f4fyEPd+3G2s0m7AV6m3XRfLJDm80tv1kLtykk+Aks8Hct03HLIU5NuK7y7Xz
Iw0/A6m4hj mUj Sj vFYSCMcpH4v7lGTmj 0tEczoITRV5XPvfrj pH2AS0F8/LorNj j
G/4GiWIDAQABo4HSMIH2MB0GA1UdDgQNBBOYT4oi 01M4dCXUn7NLZYVEhj GgwTCB
xgYDYDR0j BIG+MI G7gBQYT4oi 01M4dCXUn7NLZYVEhj GgwagBn6SBnDCBmTELMAkG
A1UEBhMCTloxEzARBgnVBAGTClcllbGxpbnRvbmVudDZANBgNVBAcTBmlrIEFyYzEP
MA0GA1UEChMGTWFOeXJhMQ8wDQYDVQQLEwZNYWhhcmExIDAeBgNVBAMTF2h0dHAG
Ly9sb2NhbGhv c3QvbWFOeXJhMSAwHgYJKoZIhvcNAQkBFhFub3JlcGx5OGEwY2Fsa
G9zdIIBADAMBgnVHRNEBTADAQH/ MA0GCSCqGSIB3DQEBBAUAA4GBAHYfp4e6xaKS
UN1_B-NBPO-27GCE...FXT-2FC-24-0-BHFVFE-S-EF00LFCEB:...80C-MU-JYC

Valid until:

Friday, 16 December 2011, 11:20 PM

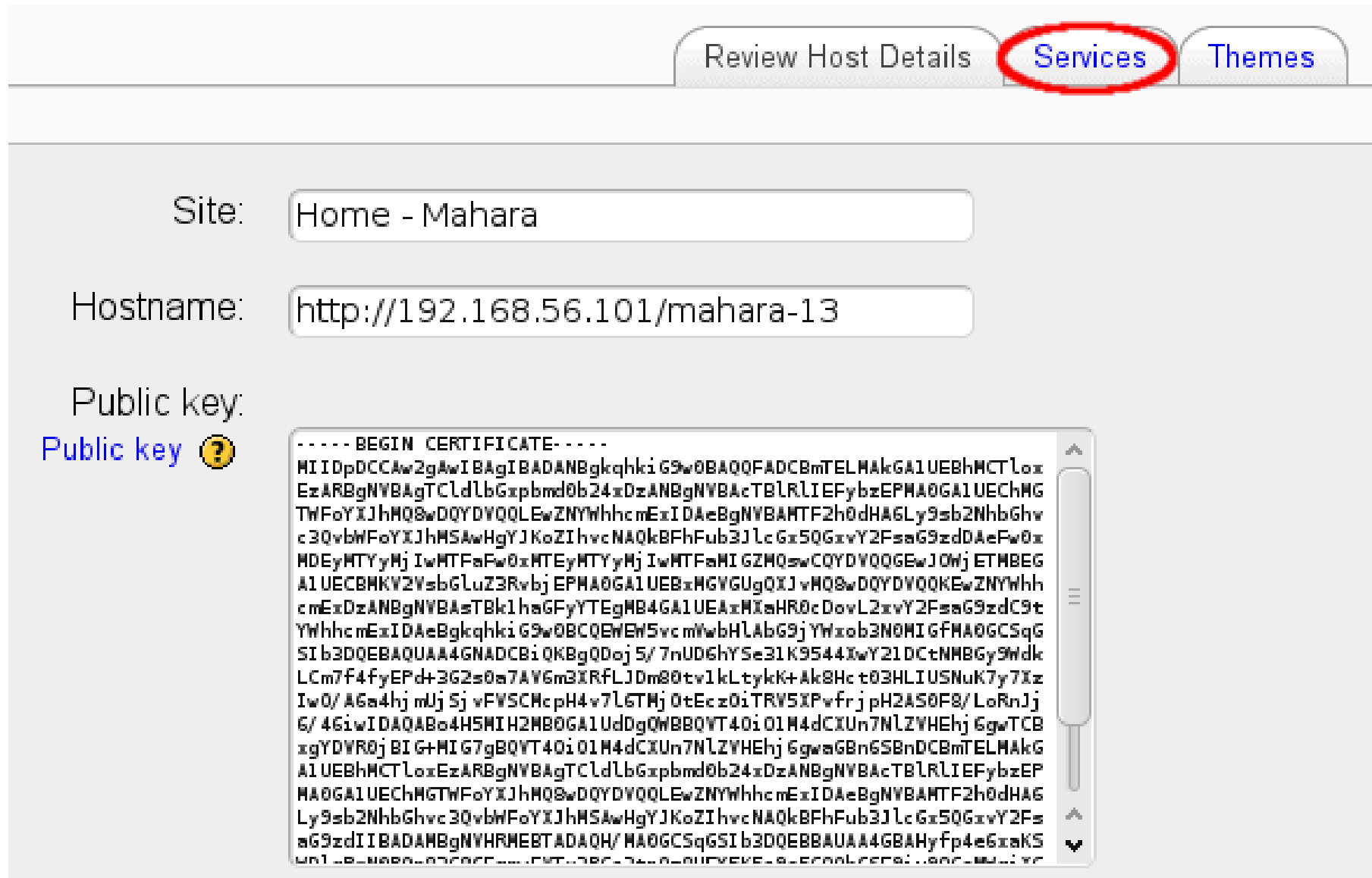
IP address:

127.0.0.1

IP address ? :

Save changes

When Mahara Peer is added, configure its services



Publish “SSO (Identity Provider)”

Subscribe “SSO (Service Provider)”

SSO (Identity Provider)

Publish this service to allow your users to roam to the Home - Mahara Moodle site without having to re-login there.

- *Dependency.* You must also **subscribe** to the SSO (Service Provider) service on Home - Mahara.

Subscribe to this service to allow authenticated users from Home - Mahara to access your site without having to re-login.

- *Dependency.* You must also **publish** the SSO (Service Provider) service to Home - Mahara.

☒ Publish

☐ Subscribe

SSO (Service Provider)

Publish this service to allow authenticated users from Home - Mahara to access your site without having to re-login.

- *Dependency.* You must also **subscribe** to the SSO (Identity Provider) service on Home - Mahara.

Subscribe to this service to allow your users to roam to the Home - Mahara Moodle site without having to re-login there.

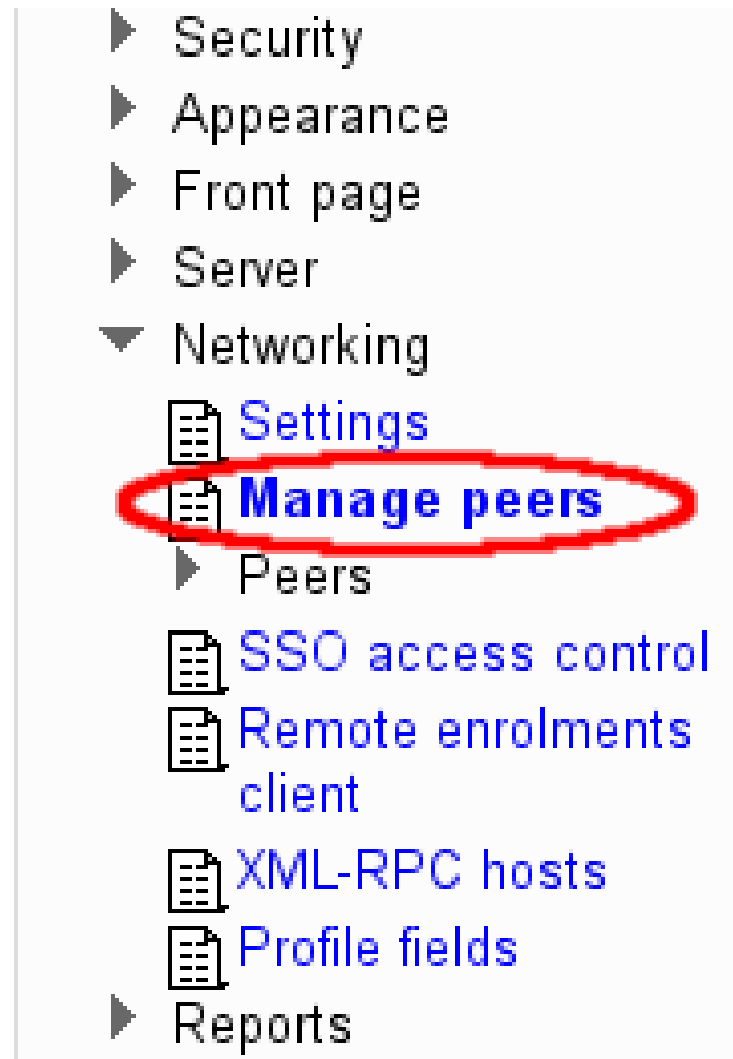
- *Dependency.* You must also **publish** the SSO (Identity Provider) service to Home - Mahara.

☐ Publish

☒ Subscribe

Save changes

Add Mahara as a Peer in Moodle



Enter Mahara site wwwroot value and select Mahara application type

VERY IMPORTANT: Enter the wwwroot value **exactly** as it appears in Mahara's config.php file.

Add a new host

Hostname*

Application type*

27

When Mahara Peer is added, configure its services

Review host details

Services

Profile fields

Site

Home - Mahara

Hostname

http://192.168.56.101/mahar

Force theme

Do not force

Public key

-----BEGIN CERTIFICATE-----
MIIDpDCCAw2gAwIBAgIBADANBgkqhkiG9w0BAQQFADCbmTELMAkGA1UEBhmCTlox
EzARBgNVBAgTCldlbGxpbmd0b24xDzANBgNVBAcTBIRIIEFybzEPMA0GA1UEChMG
TWFoYXJhMQ8wDQYDVQQLEwZNYWhhcmExIDAeBgNVBAMTF2h0dHA6Ly9sb2NhbgI
c3QvbWFoYXJhMSAwHgYJKoZIhvcNAQkBFhFub3JlcGx5QGxvY2FsaG9zdDAeFw0x
MDEyMTYyMjIwMTFaFw0xMTEyMTYyMjIwMTFaMIGZMQswCQYDVQQGEwJOWJtME
A1UECBMKV2VsbGludmUzR3RvdjEPMA0GA1UEBxMGVGVGUgQXJvMQ8wDQYDVQQKEwZNY
cmExDzANBgNVBASTBk1haGFyYTEgMB4GA1UEAxMXaHR0cDovL2xvY2FsaG9zdC9t
YWhhcmExIDAeBgkqhkiG9w0BCQEWEW5vcmlvbiHIAbG9jYWxob3N0MIGfMA0GCsqC
Sib3DQEBAQUAA4GNADCBiQKBgQDoj5/7nUD6hYSe31K9544XwY21DCtNMBGy9Wdk
LCm7f4fyEPd+3G2s0a7AV6m3XRfLJDm80tv1kLtykK+Ak8Hct03HLIUSNuK7y7Xz
lwO/A6a4hjmuUjSjvFVSCMcPH4v7l6TMjOtEcZOITRV5XPvfrjpH2AS0F8/LorNj
6/46iwIDAQABo4H5MIH2MB0GA1UdDgQWBQBVT4OiO1M4dCXUn7NIZVHEhj6gwTCB
xgYDVROjBIG+MIG7gBQVT4OiO1M4dCXUn7NIZVHEhj6gwaGBn6SBnDCBmTELMAkG
A1UEBhmCTloxEzARBgNVBAgTCldlbGxpbmd0b24xDzANBgNVBAcTBIRIIEFybzEP
MA0GA1UEChMGTwFoYXJhMQ8wDQYDVQQLEwZNYWhhcmExIDAeBgNVBAMTF2h0dHA6
Ly9sb2NhbgIc3QvbWFoYXJhMSAwHgYJKoZIhvcNAQkBFhFub3JlcGx5QGxvY2Fs
aG9zdDIlBADAMBgNVHRMEBTADAQH/MA0GCsqGSib3DQEBAUAUA4GBAHypf4e6xaK

Publish “SSO (Identity Provider)”

Subscribe “SSO (Service Provider)”

SSO (Identity Provider)

Publish this service to allow your users to roam to the Home - Mahara site without having to re-login there.

- *Dependency.* You must also **subscribe** to the SSO (Service Provider) service on Home - Mahara.

Subscribe to this service to allow authenticated users from Home - Mahara to access your site without having to re-login.

- *Dependency.* You must also **publish** the SSO (Service Provider) service to Home - Mahara.

Publish ☒
Subscribe ☐

SSO (Service Provider)

Publish this service to allow authenticated users from Home - Mahara to access your site without having to re-login.

- *Dependency.* You must also **subscribe** to the SSO (Identity Provider) service on Home - Mahara.

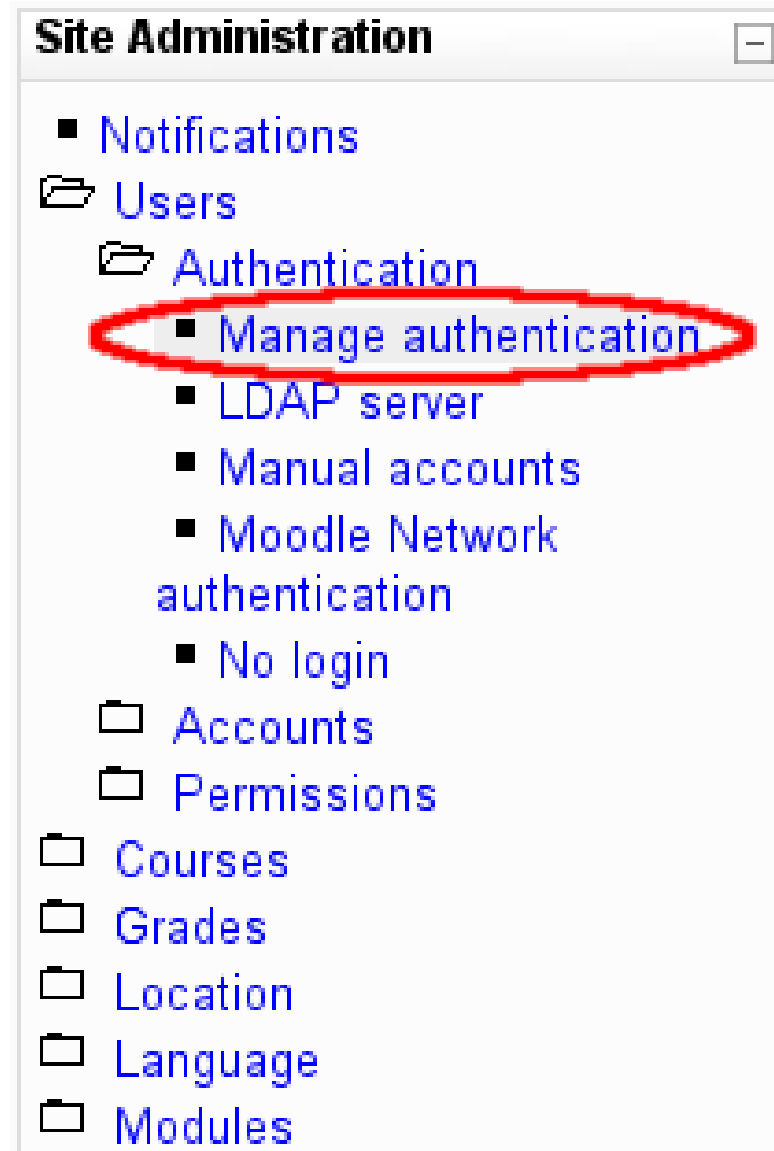
Subscribe to this service to allow your users to roam to the Home - Mahara site without having to re-login there.

- *Dependency.* You must also **publish** the SSO (Identity Provider) service to Home - Mahara.

Publish ☐
Subscribe ☒

Save changes Cancel

Enable Moodle Network authentication...



...and verify its configuration

Manage authentication

Active authentication plugins

| Name | Enable | Up/Down | Settings |
|-------------------------------|---|---------|--------------------------|
| Manual accounts | | | Settings |
| No login | | | Settings |
| Moodle Network authentication |  | | Settings |
| CAS server (SSO) |  | | Settings |
| External database |  | | Settings |
| Email-based self-registration |  | | Settings |
| FirstClass server |  | | Settings |

Verify that Mahara peer is displayed with the right details

Moodle Network authentication

Users are authenticated according to the web of trust defined in your Moodle Network settings.

RPC negotiation timeout: The timeout in seconds for authentication over the XMLRPC transport.

Auto add remote users: When set to Yes, a local user record is auto-created when a remote user logs in for the first time.

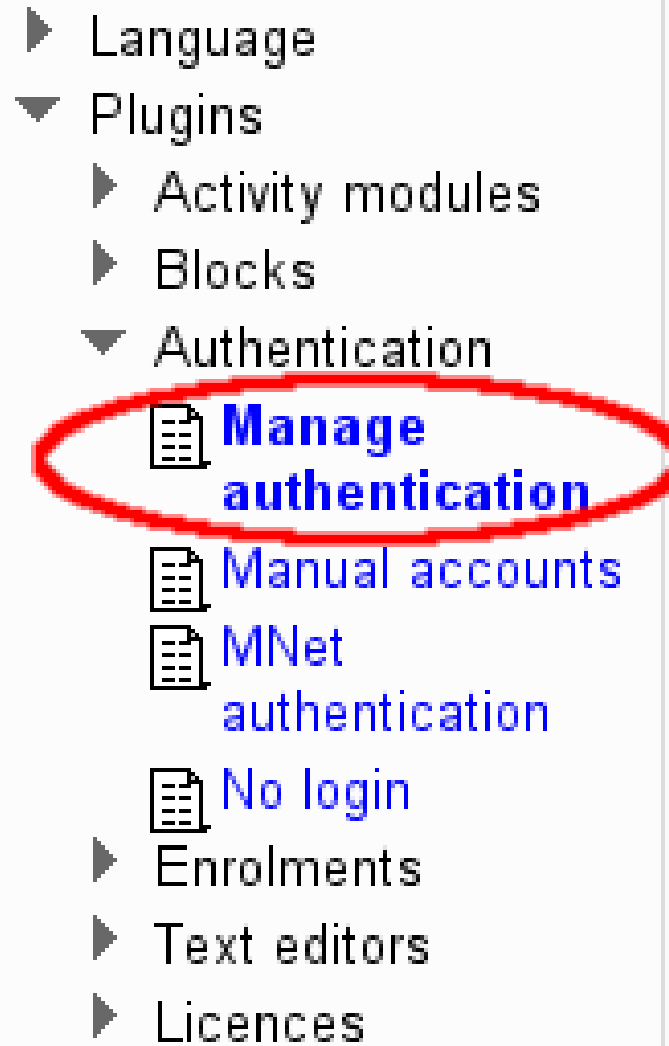
These host's users can roam in to your site:

Your users can roam out to these hosts:







Home - Mahara: <http://192.168.56.101/mahara-13>

Save changes

Enable Moodle Network authentication...



...and verify its configuration

| Available authentication plugins | | | |
|----------------------------------|---|---------|--------------------------|
| Name | Enable | Up/Down | Settings |
| Manual accounts | | | Settings |
| No login | | | Settings |
| IMNet authentication |  | | Settings |
| CAS server (SSO) |  | | Settings |
| External database |  | | Settings |
| Email-based self-registration |  | | Settings |
| FirstClass server |  | | Settings |
| IMAP server |  | | Settings |

Verify that Mahara peer is displayed with the right details

MNet authentication

Users are authenticated according to the web of trust defined in your Moodle Network settings.

RPC negotiation timeout: The timeout in seconds for authentication over the XMLRPC transport.

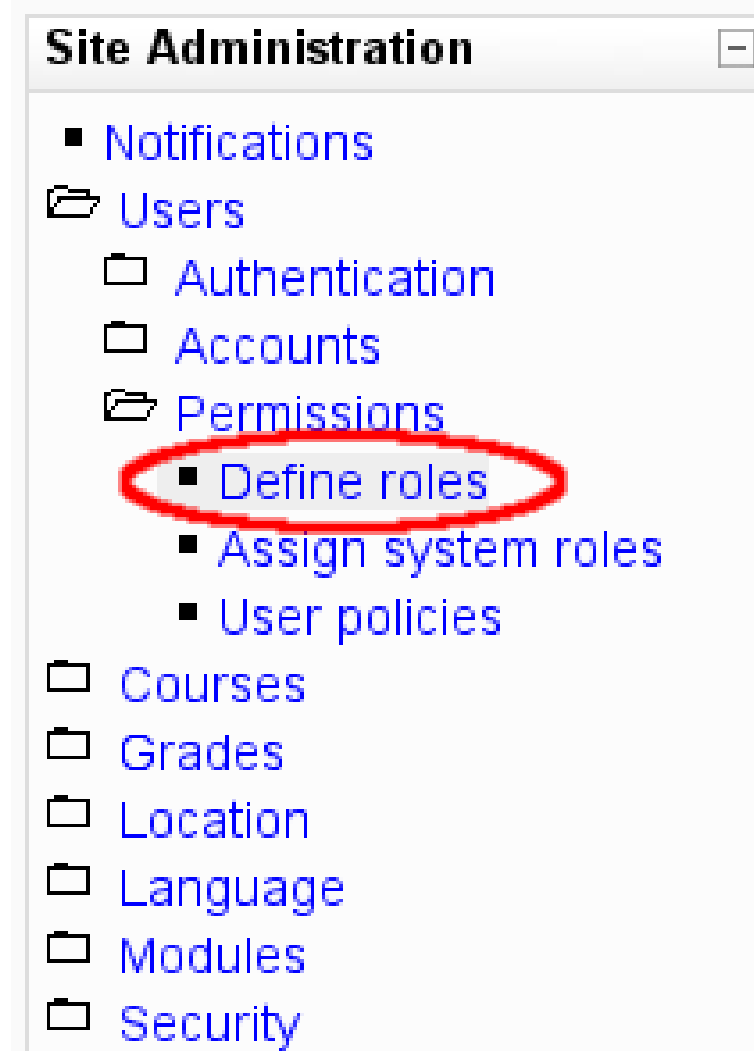
These host's users can roam in to your site:

Your users can roam out to these hosts:

Home - Mahara: <http://192.168.56.101/mahara-13>








Save changes

Modify role(s) to allow users to roam to a remote Moodle/Mahara
























Edit “Authenticated User” rol

But we can use any other role (or even define new roles just for this purpose).

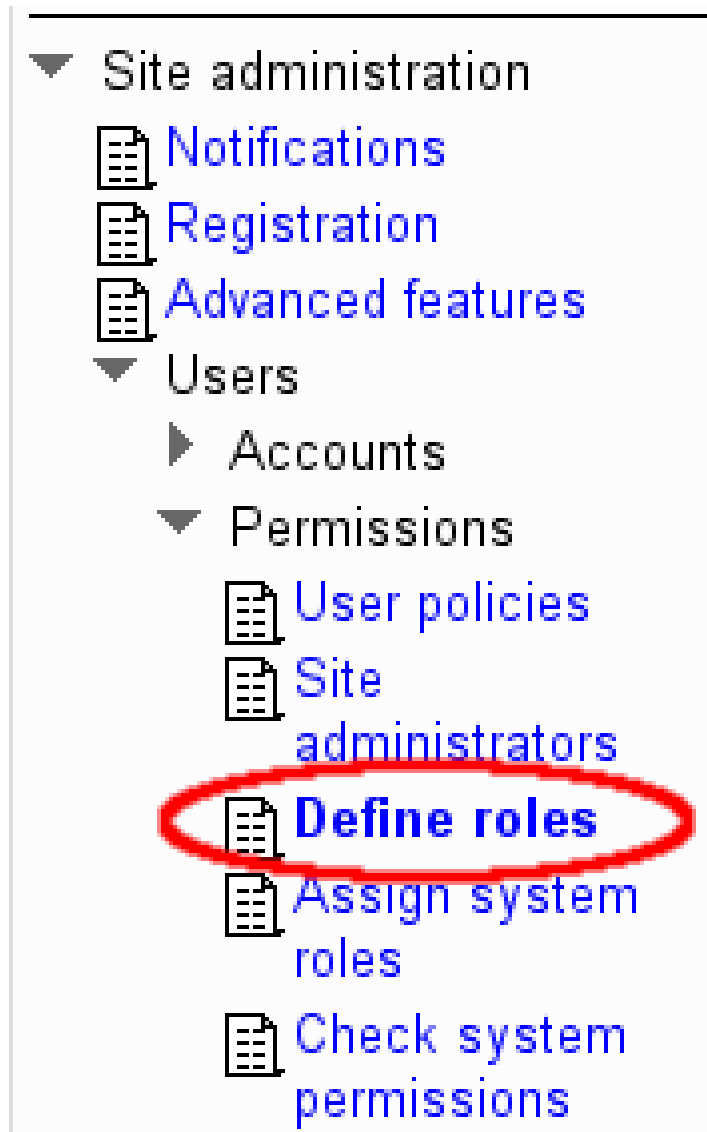
| Roles ? | | | |
|---------------------|---|----------------|---|
| Name | Description | Short name | Edit |
| Administrator | Administrators can usually do anything on the site, in all courses. | admin |  X ↓ |
| Course creator | Course creators can create new courses. | coursecreator |  X ↑ ↓ |
| Teacher | Teachers can do anything within a course, including changing the activities and grading students. | editingteacher |  X ↑ ↓ |
| Non-editing teacher | Non-editing teachers can teach in courses and grade students, but may not alter activities. | teacher |  X ↑ ↓ |
| Student | Students generally have fewer privileges within a course. | student |  ↑ ↓ |
| Guest | Guests have minimal privileges and usually can not enter text anywhere. | guest |  ↑ ↓ |
| Authenticated user | All logged in users. | user |  ↑ |

Add a new role

Enable “Roam to a remote Moodle” capability

| System | | | | | |
|-------------------------------|----------------------------------|----------------------------------|-----------------------|-----------------------|---|
| Create new blog entries | <input type="radio"/> | <input checked="" type="radio"/> | <input type="radio"/> | <input type="radio"/> |  |
| moodle/blog:create | | | | | |
| Request new courses | <input type="radio"/> | <input checked="" type="radio"/> | <input type="radio"/> | <input type="radio"/> | |
| moodle/course:request | | | | | |
| Manage myMoodle page blocks | <input type="radio"/> | <input checked="" type="radio"/> | <input type="radio"/> | <input type="radio"/> | |
| moodle/my:manageblocks | | | | | |
| Configure question types | <input checked="" type="radio"/> | <input type="radio"/> | <input type="radio"/> | <input type="radio"/> |  |
| moodle/question:config | | | | | |
| Create users on restore | <input checked="" type="radio"/> | <input type="radio"/> | <input type="radio"/> | <input type="radio"/> |   |
| moodle/restore:createuser | | | | | |
| Create and manage roles | <input checked="" type="radio"/> | <input type="radio"/> | <input type="radio"/> | <input type="radio"/> |    |
| moodle/role:manage | | | | | |
| Approve course creation | <input checked="" type="radio"/> | <input type="radio"/> | <input type="radio"/> | <input type="radio"/> |  |
| moodle/site:approvecourse | | | | | |
| Change site configuration | <input checked="" type="radio"/> | <input type="radio"/> | <input type="radio"/> | <input type="radio"/> |     |
| moodle/site:config | | | | | |
| Allowed to do everything | <input checked="" type="radio"/> | <input type="radio"/> | <input type="radio"/> | <input type="radio"/> |     |
| moodle/site:doanything | | | | | |
| Show links to offsite docs | <input checked="" type="radio"/> | <input type="radio"/> | <input type="radio"/> | <input type="radio"/> | |
| moodle/site:doclinks | | | | | |
| Customize local translation | <input checked="" type="radio"/> | <input type="radio"/> | <input type="radio"/> | <input type="radio"/> |   |
| moodle/site:langeditlocal | | | | | |
| Edit master language packages | <input checked="" type="radio"/> | <input type="radio"/> | <input type="radio"/> | <input type="radio"/> |   |
| moodle/site:langeditmaster | | | | | |
| Roam to a remote Moodle | <input type="radio"/> | <input checked="" type="radio"/> | <input type="radio"/> | <input type="radio"/> | |
| moodle/site:mnologintoremote | | | | | |
| Read all messages on site | <input checked="" type="radio"/> | <input type="radio"/> | <input type="radio"/> | <input type="radio"/> |  |
| moodle/site:readallmessages | | | | | |

Modify role(s) to allow users to roam to a remote Moodle/Mahara



Edit “Authenticated User” rol

But we can use any other role (or even define new roles just for this purpose).

| Role ? | Description | Short name | Edit |
|---------------------|---|----------------|------------|
| Manager | Managers can access course and modify them, they usually do not participate in courses. | manager | ↓ ✎ x2 ✕ |
| Course creator | Course creators can create new courses and teach in them. | coursecreator | ↑ ↓ ✎ x2 ✕ |
| Teacher | Teachers can do anything within a course, including changing the activities and grading students. | editingteacher | ↑ ↓ ✎ x2 ✕ |
| Non-editing teacher | Non-editing teachers can teach in courses and grade students, but may not alter activities. | teacher | ↑ ↓ ✎ x2 ✕ |
| Student | Students generally have fewer privileges within a course. | student | ↑ ↓ ✎ x2 ✕ |
| Guest | Guests have minimal privileges and usually can not enter text anywhere. | guest | ↑ ↓ ✎ x2 |
| Authenticated user | All logged in users. | user | ↑ ✎ x2 |

Add a new role

Enable “Roam to a remote Moodle” capability

| | | |
|---|---|---|
| Configure question types moodle/question:config | <input type="checkbox"/> Allow |  |
| Create users on restore moodle/restore:createuser | <input type="checkbox"/> Allow |   |
| Create and manage roles moodle/role:manage | <input type="checkbox"/> Allow |    |
| Approve course creation moodle/site:approvecourse | <input type="checkbox"/> Allow |  |
| Change site configuration moodle/site:config | <input type="checkbox"/> Allow |      |
| Show links to offsite docs moodle/site:doclinks | <input type="checkbox"/> Allow | |
| Roam to a remote application via MNet moodle/site:mnetloginintoremove | <input checked="" type="checkbox"/> Allow | |
| Read all messages on site moodle/site:readallmessages | <input type="checkbox"/> Allow |  |

Add a block to let users roam to another Moodle/Mahara site

You can put it in the front page or any other course (or even all courses, using a “sticky” block)

The screenshot shows the Moodle-19 site administration interface. At the top right, it says "You are logged in as Admin User (Logout)" and "English (en)". On the left is a "Site Administration" menu with options like Notifications, Users, Courses, Grades, Location, Language, Modules, Security, Appearance, Front Page, Server, Networking, Reports, and Miscellaneous. The main content area is titled "Available Courses" and lists two courses: "Mi curso con competencias" (Teacher: Profesor 2010) and "Mahoodle" (Teacher: Admin User). On the right is a "Calendar" for February 2011. A red circle highlights the "Turn editing on" button in the top right corner of the main content area.

moodle-19

You are logged in as [Admin User](#) ([Logout](#))

English (en)

Site Administration

- Notifications
- Users
- Courses
- Grades
- Location
- Language
- Modules
- Security
- Appearance
- Front Page
- Server
- Networking
- Reports
- Miscellaneous

Search

Available Courses

[Mi curso con competencias](#)
Teacher: [Profesor 2010](#)

[Mahoodle](#)
Teacher: [Admin User](#)

Turn editing on

Calendar

February 2011

| Sun | Mon | Tue | Wed | Thu | Fri | Sat |
|-----|-----|-----|-----|-----|-----|-----|
| | | 1 | 2 | 3 | 4 | 5 |
| 6 | 7 | 8 | 9 | 10 | 11 | 12 |
| 13 | 14 | 15 | 16 | 17 | 18 | 19 |
| 20 | 21 | 22 | 23 | 24 | 25 | 26 |
| 27 | 28 | | | | | |

Add “Network Servers” block

moodle-19

You are logged in as [Admin User](#) (Logout)

English (en)

Turn editing off

Main Menu

Add a resource...
Add an activity...

Site Administration

- Notifications
- Users
- Courses
- Grades
- Location
- Language
- Modules
- Security
- Appearance
- Front Page
- Server
- Networking
- Reports
- Miscellaneous

Search

Available Courses

Mi curso con competencias
Teacher: [Profesor 2010](#)

Mi curso con competencias

Mahoodle
Teacher: [Admin User](#)

Mahoodle: Curso de integración de Mahara con Moodle

Calendar

February 2011

| Sun | Mon | Tue | Wed | Thu | Fri | Sat |
|-----|-----|-----|-----|-----|-----|-----|
| | | 1 | 2 | 3 | 4 | 5 |
| 6 | 7 | 8 | 9 | 10 | 11 | 12 |
| 13 | 14 | 15 | 16 | 17 | 18 | 19 |
| 20 | 21 | 22 | 23 | 24 | 25 | 26 |
| 27 | 28 | | | | | |

Blocks

Add...

- Add...
- Activities
- Admin bookmarks
- Blog Menu
- Blog Tags
- Course/Site Description
- Courses
- Global Search
- HTML
- Latest News
- Loan calculator
- Login
- Mentees
- Messages
- Network Servers**
- Online Users
- People
- Random Glossary Entry
- Recent Activity
- Remote RSS Feeds


[Moodle Docs for this page](#)

You are logged in as [Admin User](#) (Logout)

moodle

The block will show all the Peers subscribed as “Service Provider”

Available Courses

[Mi curso con competencias](#)
Teacher: [Profesor 2010](#)
 


Mi curso con competencias

[Mahoodle](#)
Teacher: [Admin User](#)

Mahoodle: Curso de integración de Mahara con Moodle

Turn editing off

Calendar




February 2011

| Sun | Mon | Tue | Wed | Thu | Fri | Sat |
|-----|-----|-----|-----|-----|-----|-----|
| | | 1 | 2 | 3 | 4 | 5 |
| 6 | 7 | 8 | 9 | 10 | 11 | 12 |
| 13 | 14 | 15 | 16 | 17 | 18 | 19 |
| 20 | 21 | 22 | 23 | 24 | 25 | 26 |
| 27 | 28 | | | | | |

Network Servers



 [Home - Mahara](#)

Blocks

Add...

Log in with a user that has a roaming-enabled role and click on the Mahara Peer link

The screenshot shows a Moodle user interface. At the top right, a status bar indicates the user is logged in as "MoodleMoot La Rioja" with a "(Logout)" link. Below this is a language selector set to "English (en)". A search bar contains the text "moodle-19". On the left, a "category" label is partially visible. On the right, there is a "Calendar" widget showing the month of November 2010, with the 10th highlighted. Below the calendar is a "Network Servers" widget, which contains a link labeled "Home - Mahara" accompanied by a small green person icon. Two red circles are drawn on the image: one around the "MoodleMoot La Rioja (Logout)" text and another around the "Home - Mahara" link.

You are logged in as MoodleMoot La Rioja (Logout)

English (en)

moodle-19

category

Calendar


November 2010

| Sun | Mon | Tue | Wed | Thu | Fri | Sat |
|-----|-----|-----|-----|-----|-----|-----|
| | 1 | 2 | 3 | 4 | 5 | 6 |
| 7 | 8 | 9 | 10 | 11 | 12 | 13 |
| 14 | 15 | 16 | 17 | 18 | 19 | 20 |
| 21 | 22 | 23 | 24 | 25 | 26 | 27 |
| 28 | 29 | 30 | | | | |

Network Servers

Home - Mahara

We “land” in Mahara

**Open Source ePortfolios**
[mah-hah-rah;verb]: to think, thinking, thought

Settings | 0 | Logout

Search Users

Home | Profile | My Portfolio | Groups


Welcome to Mahara


Mahara is a fully featured electronic portfolio, weblog, resume builder and social networking system, connecting users and creating online communities. Mahara provides you with the tools to set up a personal learning and development environment.


For more information you can read [About Mahara](#) or alternatively please feel free to [Contact Us](#).


Create and Collect

Develop your portfolio


Update your Profile



Upload your Files


Create your Resume


Publish a Blog

Organise


Showcase your portfolio with views




Organise your portfolio into **Views**. Create different views for different audiences - you choose the elements to include.

Share and Network

Meet friends and join groups



Find Friends



Join Groups

You can fine-tune who has access to each view, and for how long.

Online users


(Last 10 minutes)

 MoodleMoot La Rioja (moodle-19)

 Admin User

MoodleMoot La Rioja

You have logged in from moodle-19.



- Logged in as our “Moodle user”.
- With our user details filled-in.
- Showing where we have logged in from.

What if it doesn't work?

- Enable Moodle/Mahara debuggin options and check PHP error logs.
- Make sure there are no antivirus, firewalls or other network problems that prevent Peer communications.
- Make sure Mahara server can send emails.
- If the Peer public key is not retrieved/recognized, make sure wwwroot value is correctly entered (in both Peers).

What if it doesn't work?

- Check that the required PHP extensions are installed and enabled:
 - OpenSSL, XMLRPC and cURL
 - Beware of defective versions of those extensions! (check PHP documentation)
- If using MS Windows, make sure Moodle and Mahara can find openssl.conf file*.

* Check PHP OpenSSL extension documentation or use Moodle `$CFG->opensslcnf` setting or Mahara `$cfg->opensslcnf` setting.

What if it doesn't work?

- Make sure date and time is right in both Peers (using NTP is highly recommended).
- If time difference is over 30 seconds, connections don't work.
- If Moodle and Mahara are installed in the same server, make sure DNS (or hosts file) and virtual servers are correctly configured to send HTTP request to the right virtual host.

What if it doesn't work?

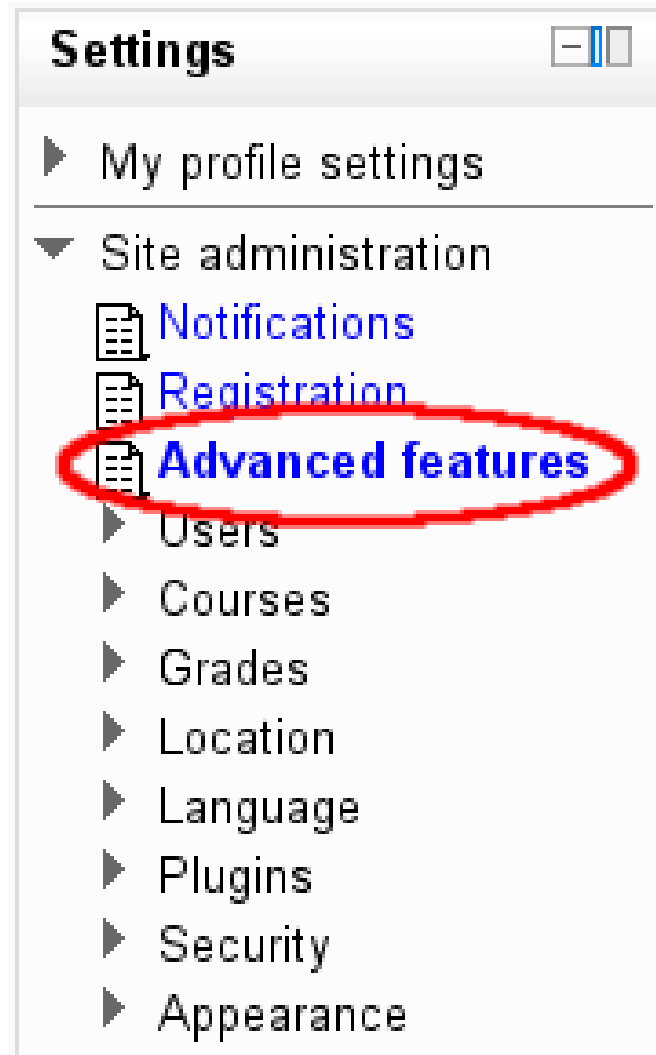
- In older versions of Moodle, public keys didn't always rotate correctly:
 - Recreate the keys manually, delete the peers and add them again (re-configuring them again).
 - Or use Moodle configuration setting `$CFG->mnetkeylifetime` to use longer rotation periods (by default, they last for 28 days).
- Make sure we didn't mistake Publish for Subscribe (or the other way around) when configuring the Peer.

Other known problems

- We can end up with duplicated users in Mahara if we allow institution users to log in both locally and via Moodle Network SSO.
- We can prevent this by using this Mahara setting:
`$cfg->usersuniquebyusername = true;`
- **VERY IMPORTANT: Make really sure no Mahara institution allows self-registration if using the above setting!!!**
- Check Mahara documentation to be aware of the side effects of that setting.

Exporting content from Moodle to Mahara

Enable portfolio feature



Enable portfolio feature

Enable comments
usecomments ☒ Default: Yes
Enable comments

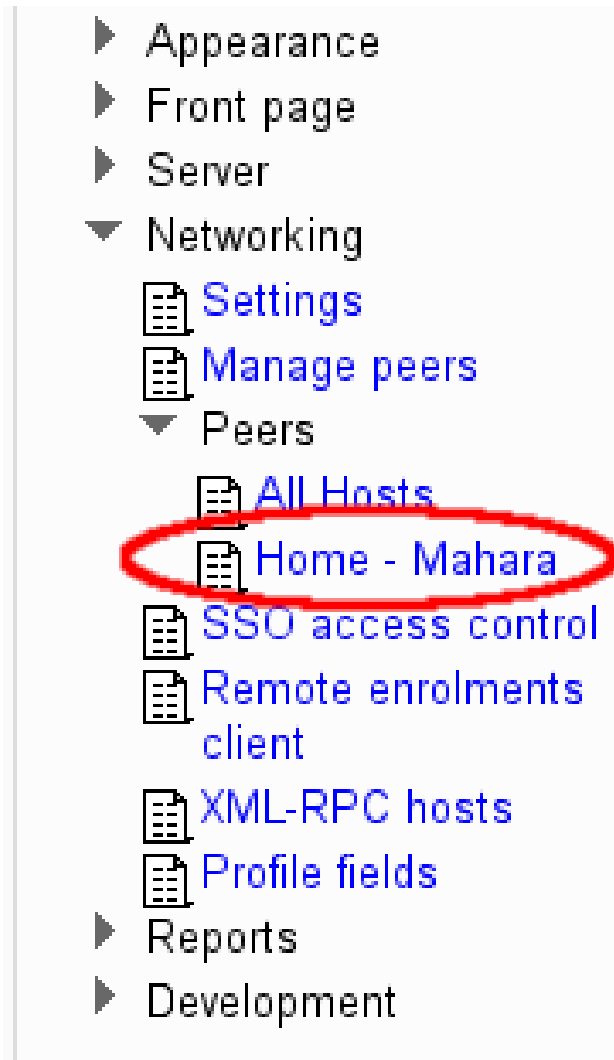
Enable tags functionality
usetags ☒ Default: Yes
Should tags functionality across the site be enabled?

Enable notes
enablenotes ☒ Default: Yes
Enable storing of notes about individual users.

Enable portfolios
enableportfolios ☒ Default: No
This will allow administrators to configure remote systems for users to export content to

Enable web services
enablewebservice ☐ Default: No
Web services enable other systems to log in to this Moodle and perform

Edit Mahara Peer settings



Edit Mahara Peer settings

Review host details

Services

Profile fields

Site

Home - Mahara

Hostname

//192.168.56.101/mahara-13

Force theme

Do not force

Public key

-----BEGIN CERTIFICATE-----
MIIDpDCCAw2gAwIBAgIBADANBgkqhkiG9w0BAQQFADCbmTELMakGA1UEBhm
EzARBgNVBAgTCldlbGxpbmd0b24xDzANBgNVBAcTBIRIIEFybzEPMA0GA1UEC
TWFoYXJhMQ8wDQYDVQQLEWZNYWVhcmExIDAEBgNVBAMTF2h0dHA6Ly9sb2
c3QvbWFoYXJhMSAwHgYJKoZIhvcNAQkBFhFub3JlcGx5Q2FsaG9zdDAeFw
MDEyMTYyMjIwMTFhFw0xMTEyMTYyMjIwMTFhMIGZMQswCQYDVQQGEwJOW
A1UECBMKV2VsbGluZ3RvbjEPMA0GA1UEBxMGVGVUgQXJvMQ8wDQYDVQQKE
cmExDzANBgNVBAcTBk1haGFyYTEgMB4GA1UEAxMXaHR0cDovL2xvY2FsaG9
YWVhcmExIDAEBgkqhkiG9w0BCQEWZW5vcmlwL2xvY2FsaG9jYWVhcmExIDAE
Slb3DQEBAQUAA4GNADCBiQKBgQDoj5/7nUD6hYSe31K9544XwY21DCtNMBGy
LCm7f4fyEPd+3G2s0a7AV6m3XRfLJDm80tv1kLtykK+Ak8Hct03HLIUSNuk7y7Xz
lwO/A6a4hjmUjSjvFVSCMcpH4v7I6TMjOtEczOiTRV5XPvfrjpH2AS0F8/LoRnJj
6/46iwlDAQAB04H5MIH2MB0GA1UdDgQWBBQVT4OiO1M4dCXUn7NIZVHEhj6gw
xgYDVR0jBIG+MIG7gBQVT4OiO1M4dCXUn7NIZVHEhj6gwaGBn6SBnDCBmTELM
A1UEBhmMCTIoxFzARBgNVBAgTCldlbGxpbmd0b24xDzANBgNVBAcTBIRIIEFybz

Publish and Subscribe Portfolio services

Portfolio services

Allow users to push Moodle content to this host

Subscribe to **and** publish this service to allow authenticated users in your site to push content to Home - Mahara

- *Dependency:* You must also **publish** the SSO (Identify Provider) service to Home - Mahara.
- *Dependency:* You must also **subscribe** to the SSO (Service Provider) service on Home - Mahara
- *Dependency:* You must also enable the MNet authentication plugin.

Publish ☒

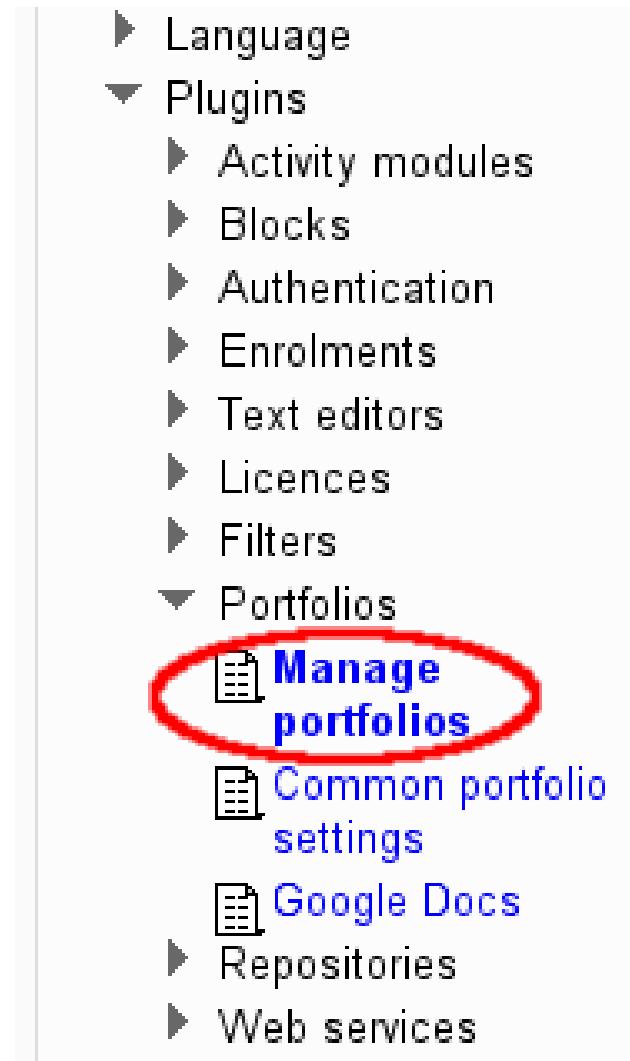
Subscribe ☒

SSO (Identity Provider)

Publish this service to allow your users to roam to the Home - Mahara site without having to re-login there.

- *Dependency:* You must also **subscribe** to the SSO (Service Provider) service on Home - Mahara.

Enable Mahara portfolio plugin



Enable Mahara portfolio plugin

Manage portfolios

Portfolio plugin

| | | |
|-------------------|---------------------|--------------------------|
| Google Docs | Enabled and visible | Settings |
| Box.net | Disabled | |
| File download | Disabled | |
| Flickr.com | Disabled | |
| Mahara ePortfolio | Disabled | |
| Picasa | Enabled and visible | |

Configure Mahara portfolio plugin

Configure portfolio plugin

Name* Mahara ePortfolio

MNet host Home - Mahara








Enable Leap2/portfolio support (requires Mahara 1.3 or higher) Yes

Save Cancel

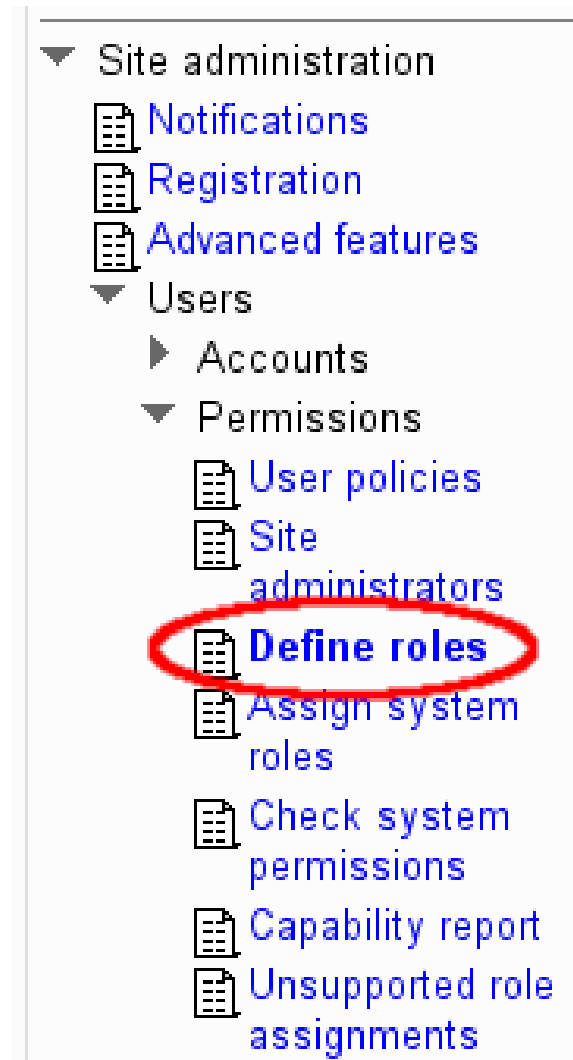
There are required fields i

We can check configuration settings or change them if needed

Manage portfolios

| Portfolio plugin | |
|-------------------|--|
| Mahara ePortfolio | Enabled and visible  Settings |
| Box.net | Disabled  |
| File download | Disabled  |
| Flickr.com | Disabled  |
| Google Docs | Disabled  |
| Mahara ePortfolio | Disabled  |
| Picasa | Disabled  |

Assign permissions to export content to Mahara




Assign permissions to export content to Mahara

We can use an *ad-hoc* created role, instead of using student, teacher or any of the pre-defined roles.

| Role ? | Description | Short name | Edit |
|---------------------|---|----------------|------------|
| Manager | Managers can access course and modify them, they usually do not participate in courses. | manager | ↓ ✎ ×2 ✕ |
| Course creator | Course creators can create new courses and teach in them. | coursecreator | ↑ ↓ ✎ ×2 ✕ |
| Teacher | Teachers can do anything within a course, including changing the activities and grading students. | editingteacher | ↑ ↓ ✎ ×2 ✕ |
| Non-editing teacher | Non-editing teachers can teach in courses and grade students, but may not alter activities. | teacher | ↑ ↓ ✎ ×2 ✕ |
| Student | Students generally have fewer privileges within a course. | student | ↑ ↓ ✎ ×2 ✕ |
| Guest | Guests have minimal privileges and usually can not enter text anywhere. | guest | ↑ ↓ ✎ ×2 |
| Authenticated user | All logged in users. | user | ↑ ✎ ×2 |

Assign permissions to export content to Mahara

Course creator, teacher, non-editing teacher, student and authenticated user roles have this permission enabled by default.

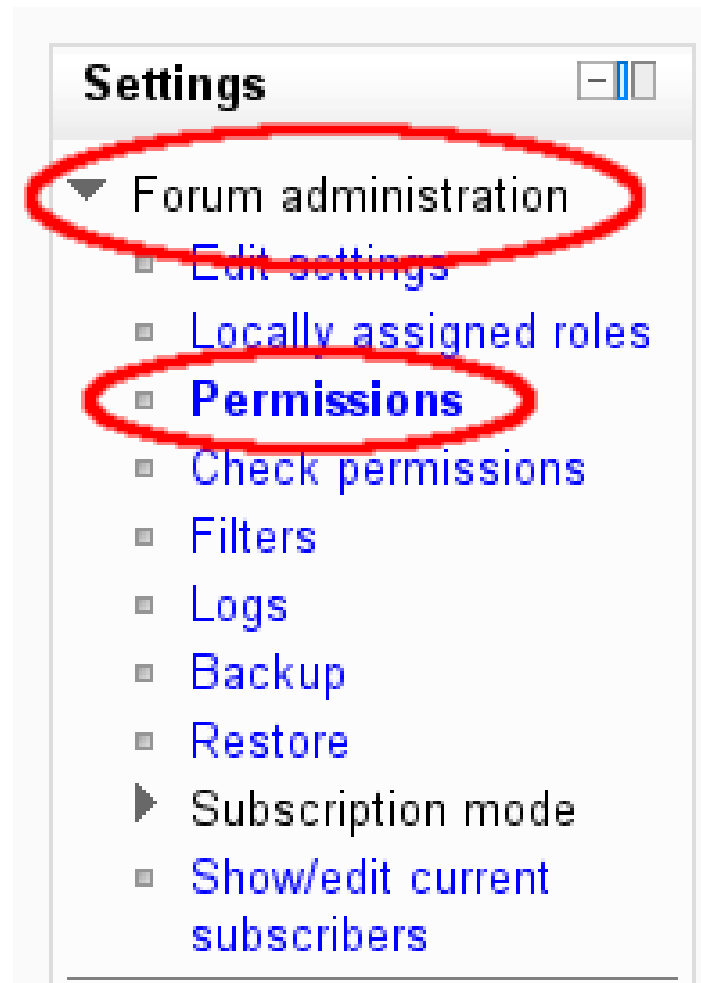
| | | |
|--|---|---|
| Request new courses moodle/course:request | <input type="checkbox"/> Allow | |
| Configure system templates for My Moodle pages moodle/my:configsyspages | <input type="checkbox"/> Allow | |
| Manage My Moodle page blocks moodle/my:manageblocks | <input type="checkbox"/> Allow | |
| Export to portfolios moodle/portfolio:export | <input checked="" type="checkbox"/> Allow | |
| Configure question types moodle/question:config | <input type="checkbox"/> Allow |  |
| Create users on restore moodle/restore:createuser | <input type="checkbox"/> Allow |   |
| Create and manage roles moodle/role:manage | <input type="checkbox"/> Allow |    |

Now we just have to export content

- Each type of activity can be exportable or not.
- Each type of activity has its own permissions to determine what can be exported.
- Students can only export content created by themselves by default (i.e. “their own content”).
- Let's see an example with a forum type activity.





Forum type activity export permissions example

- Go into a forum and use its administration block:



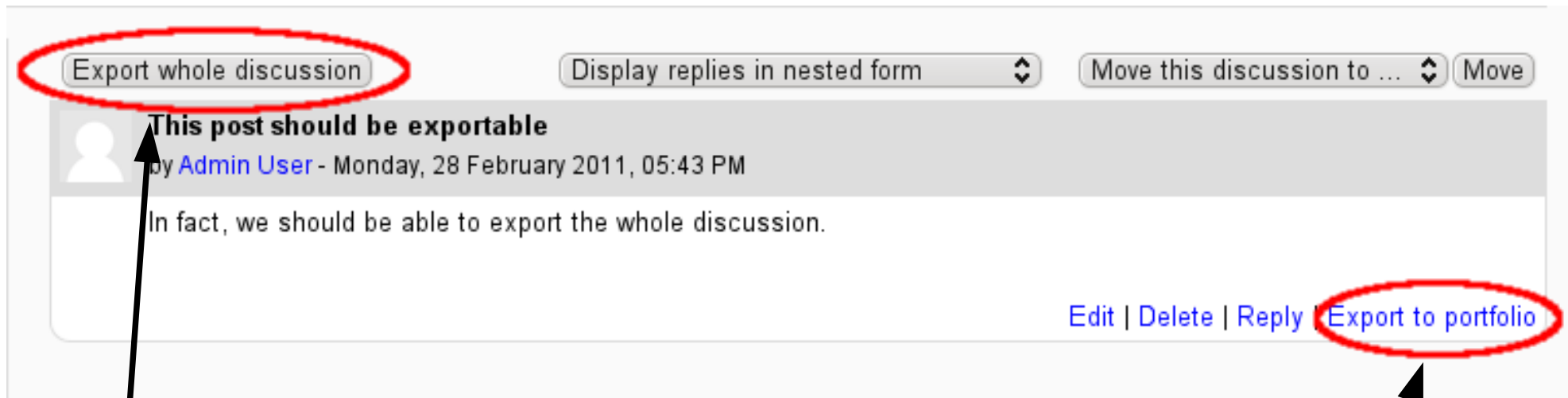
Forum type activity export permissions example

We can check what roles are allowed to export what, and optionally, modify current permissions.

| | | | |
|--|--|---|---|
| Edit any post mod/forum:editanypost |  | Non-editing teacher X , Teacher X , Manager X | + |
| Export whole discussion mod/forum:exportdiscussion |  | Non-editing teacher X , Teacher X , Manager X | + |
| Export own post mod/forum:exportownpost |  | Student X , Non-editing teacher X , Teacher X , Manager X | + |
| Export post mod/forum:exportpost |  | Non-editing teacher X , Teacher X , Manager X | + |
| Initial subscription mod/forum:initialsubscriptions | | Student X , Non-editing teacher X , Teacher X | + |

Forum type activity export example

Go into an existing forum and click on any discussion:



If we are
allowed to
export a whole
discussion

If we are allowed
to export this post
(either own posts,
or others' posts)

Forum type activity export example

Export forum post using Leap2A format (could use HTML format as well)

Configure exported data

Exporting content from Forum: Noticias

Exporting content to Mahara ePortfolio

Available export formats: Leap2A portfolio format

Next Cancel

Forum type activity export example

Have a look at the export details and continue if everything is ok.

Please confirm this export

Exporting content from Forum: Noticias

Exporting content to Mahara ePortfolio

Summary of your export

Selected export format | Leap2A portfolio format

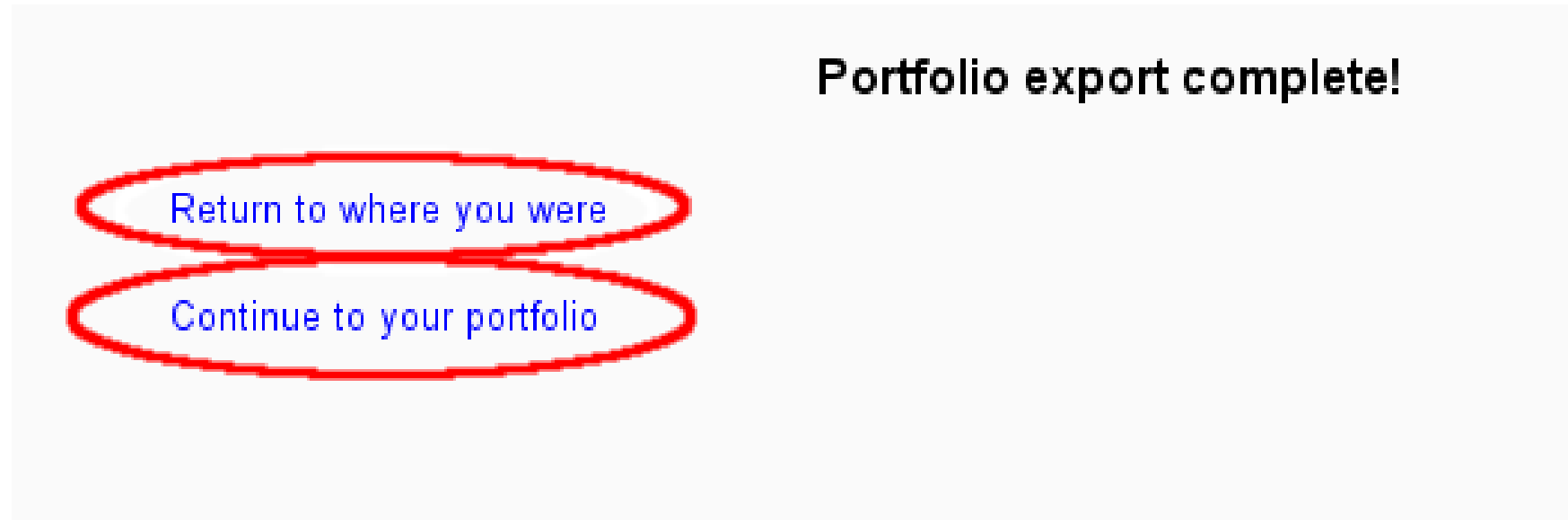
Please confirm this export

Continue

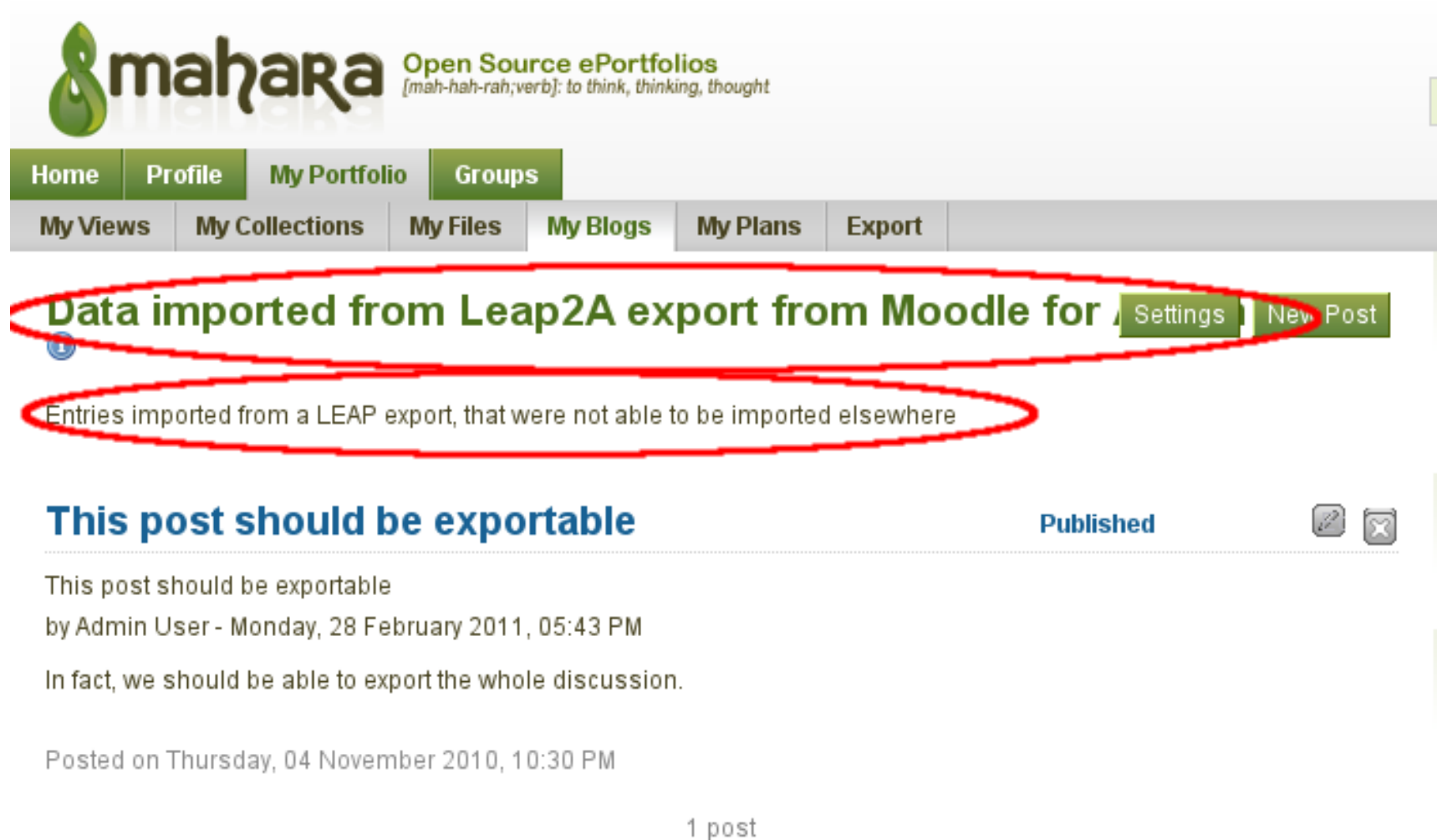
Cancel

Forum type activity export example

If everything goes ok, you can return to the forum discussion or continue to your Mahara portfolio, to have a look at your newly imported content.



Export result in Mahara (using Leap2A)



The screenshot shows the Mahara Open Source ePortfolios interface. The header includes the Mahara logo and the text "Open Source ePortfolios [mah-hah-rah;verb]: to think, thinking, thought". Below the header is a navigation menu with tabs: Home, Profile, My Portfolio, Groups, My Views, My Collections, My Files, My Blogs, My Plans, and Export. The "My Portfolio" tab is selected. Below the navigation menu, a red oval highlights the text "Data imported from Leap2A export from Moodle for" and a "Settings" button. Another red oval highlights the text "Entries imported from a LEAP export, that were not able to be imported elsewhere". Below this, a post titled "This post should be exportable" is shown, published by Admin User on Monday, 28 February 2011, 05:43 PM. The post content reads: "In fact, we should be able to export the whole discussion." The post was posted on Thursday, 04 November 2010, 10:30 PM. At the bottom, it says "1 post".

mahara Open Source ePortfolios
[mah-hah-rah;verb]: to think, thinking, thought

Home Profile My Portfolio Groups My Views My Collections My Files My Blogs My Plans Export

Data imported from Leap2A export from Moodle for Settings New Post

Entries imported from a LEAP export, that were not able to be imported elsewhere

This post should be exportable Published

This post should be exportable
by Admin User - Monday, 28 February 2011, 05:43 PM
In fact, we should be able to export the whole discussion.

Posted on Thursday, 04 November 2010, 10:30 PM

1 post

Questions?

